
**NARROMINE SHIRE COUNCIL
ORDINARY MEETING BUSINESS PAPER – 8 NOVEMBER 2023
MAYORAL MINUTE**

1. MAYORAL DIARY

October 2023

3 October	Meeting with Minister for Agriculture, Regional and Western NSW – The Hon. Tara Moriarty, MLC
4 October	Guest Speaker at Australian Water Associations Minister's Breakfast
6 October	National Aerobic Championships Welcome Function
9 October	Country Mayors Association Executive Meeting
11 October	Trangie Multi Purpose Health Service Tech Morning Restoring our Rivers Webinar by Department of Climate Change, Energy, the Environment and Water Pre-Briefing Meeting Ordinary Council Meeting
30 October	Meeting with Resident Meeting with Developer
31 October	Country Mayors Association Executive Meeting Meeting with Workforce Australia Meeting with Charles Sturt University

RECOMMENDATION

That the information be noted.

2. DEPUTY MAYORAL DIARY

October 2023

6 October	National Aerobic Championships Welcome Function
9 October	Local Traffic Committee Meeting
11 October	Pre-Briefing Meeting Ordinary Council Meeting
14 October	Opening of Narromine Aviation Museum Memorial Wall
21 October	Narromine Dandy Cup Race Meeting
24 October	Narromine High School Wellbeing Hub Open Day
28 October	Narromine Cares Community Breakfast

RECOMMENDATION

That the information be noted.

NARROMINE SHIRE COUNCIL
ORDINARY MEETING BUSINESS PAPER – 8 NOVEMBER 2023
MAYORAL MINUTE

3. BIPARTISAN SUPPORT – PARLIAMENTARY INQUIRY INTO CRIME, LAW AND ORDER IN REGIONAL NSW

BACKGROUND

On 19 October 2023 Country Mayors Association of NSW (CMA) supported by the Police Association of NSW launched the CMA report into Crime, Law and Order in regional communities. The recommendations within the report call for the establishment of a Parliamentary inquiry, an increase in funding to enhance front line policing in regional communities in need, establishment of first response agreements in all police stations and that the formula used to determine the first response agreements in those stations with agreements are reviewed. The report also calls for bipartisan support from all State MP's.

COMMENTS

The Country Mayors Association of New South Wales joined forces with the Police Association of New South Wales to call for a Parliamentary Inquiry into crime, law and order in regional New South Wales.

CMA Chairman, Mayor Jamie Chaffey said statistics showed residents of rural, regional and remote New South Wales were more likely to be sexually assaulted, more likely to have their cars stolen, more likely to have their homes broken into and more likely to be impacted by domestic violence. When these crimes did occur, the Police response was delayed due to the resources available.

"It is estimated one-third of New South Wales' population live outside metropolitan areas," Mayor Chaffey said. "But we are still second-class citizens when it comes to the safety of our communities.

"For the first time, our CMA annual survey has revealed that crime, law and order is now in the top five emerging issues for New South Wales local governments.

"We knew crime was increasing, but we looked to the NSW Bureau of Crime Statistics and Research (BOCSAR) data to clarify the situation. We were shocked to learn that as well as the alarming incident counts in regional New South Wales, the rate of incidents per 100,000 people was, in some cases, horrifying when compared to metropolitan figures. Up to 90% of crimes including vehicle theft, breaking and entering, sexual assault and domestic assault are happening here, in our regional communities", Mayor Chaffey added.

"We also have significantly fewer Police than our city cousins, and as a whole, New South Wales has less Police per head of population than Queensland, Victoria and South Australia. Our Police officers are already facing an incredible workload, with only one Police officer per 467 NSW residents.

"We have not been heard by our state leaders, and our people - particularly the elderly and the vulnerable - are scared. They need to feel safe. They deserve to feel safe."

"In this Country Mayors Association of New South Wales report (**Attachment No. 1**), endorsed by the Police Association of New South Wales, are calling for change. The report paints a very clear picture of a law and order crisis in regional communities. Our already-stretched Police officers cannot continue to try to address this impossible challenge alone.", Mayor Chaffey concluded.

3. BIPARTISAN SUPPORT – PARLIAMENTARY INQUIRY INTO CRIME, LAW AND ORDER IN REGIONAL NSW (Cont'd)

CONCLUSION

Following the success of the Parliamentary Inquiry into health outcomes and access to health services in regional New South Wales that was established in 2020, we know the only way forward is to seek the bipartisan support of our state Members of Parliament to commit to this inquiry.

The health inquiry saw 15 public hearings across New South Wales and heard one heart-breaking story after another about the level of inequity and the lack of care for our regional communities. It came up with 22 findings and 44 recommendations to bring about the changes needed.

This is what we need to make a difference in crime, law and order in our regional, rural and remote communities. We need a bold, hard look at everything from Police numbers to the experiences of people who have suffered at the hands of this inequity. We need a clear way forward. Please help us to end this. Thank you for taking time to read this crucial request.

RECOMMENDATION

That Council endorse the following recommendations listed in the Country Mayors Association of NSW report into Crime, Law and Order and call on our Local Member, The Hon Dugald Saunders, MP to support the establishment of a Parliamentary Inquiry with the suggested terms of reference in the document.

1. That Council call on all members of the NSW Parliament to commit to bipartisan support to establish a Parliamentary Inquiry into and report on the rate of crime in all categories reported on by the Bureau of Crime Statistical and Research (BOCSAR) in Regional, Rural and Remote New South Wales, specifically focussing on the inequity between Metro and Regional Local Government areas.
2. That Council calls on all members of the NSW Parliament to commit to bipartisan support to increase spending on the NSW police force to increase front line policing numbers in Regional, Rural and Remote regions most at need.
3. That Council call on the NSW Government to commit to the minimum staffing agreements (known in the NSW Police Force as First Response Agreements) for non-24 hour police stations, all of which are located in Regional, Rural and Remote Local Government areas.
4. That Council calls on the NSW Government to review the current formula used to assess staffing levels including the universally agreed outdated current model for those Local Government areas that do have a First Response Agreement in place.

Cr Craig Davies
Mayor



Endorsed Report

Country Mayors Association of NSW

Crime, Law & Order

ENDORSED OCTOBER 2023



**THE COUNTRY MAYORS
ASSOCIATION** OF NSW INC

"What we want is not this, but more than equity"

Mayoral Minute

Page 4



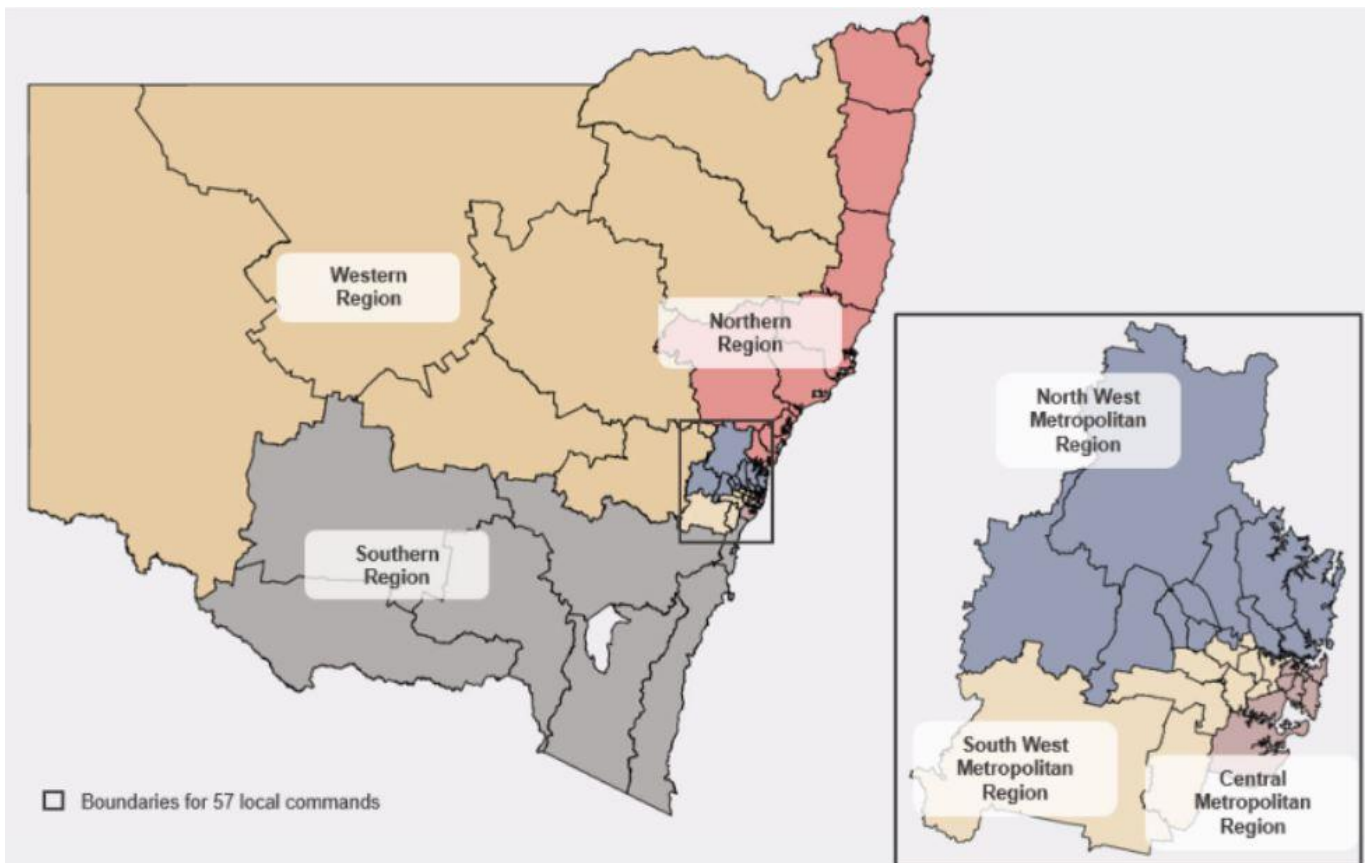
THE COUNTRY MAYORS ASSOCIATION OF NSW INC
"What we want is nothing more than equity"

Policing Regions

There are 17,659 sworn police officers operating across 57 police area commands and police districts (local commands) and six police regions in New South Wales.

As the image below shows there are three Metropolitan regions with the rest of NSW broken into three Regional, Rural and Remote regions.

The Metropolitan regions service 10,434 square kilometres or 1% of NSW land mass of NSW and the Regional and Rural regions service 789,940 Square kilometres or 99% of the land mass of NSW.



Source of information

NSW POLICE ANNUAL REPORTS

Disclaimer - The content of this report is provided as an information source only. Whilst the material contained within this document has been formulated with all due care, taken from the BOCSAR website <https://www.bocsar.nsw.gov.au/>, the Country Mayors Association of NSW created this report to the best of their knowledge and that all the information contained within the report is a true and accurate representation, and therefore accepts no responsibility for the quality and accuracy of the Material.



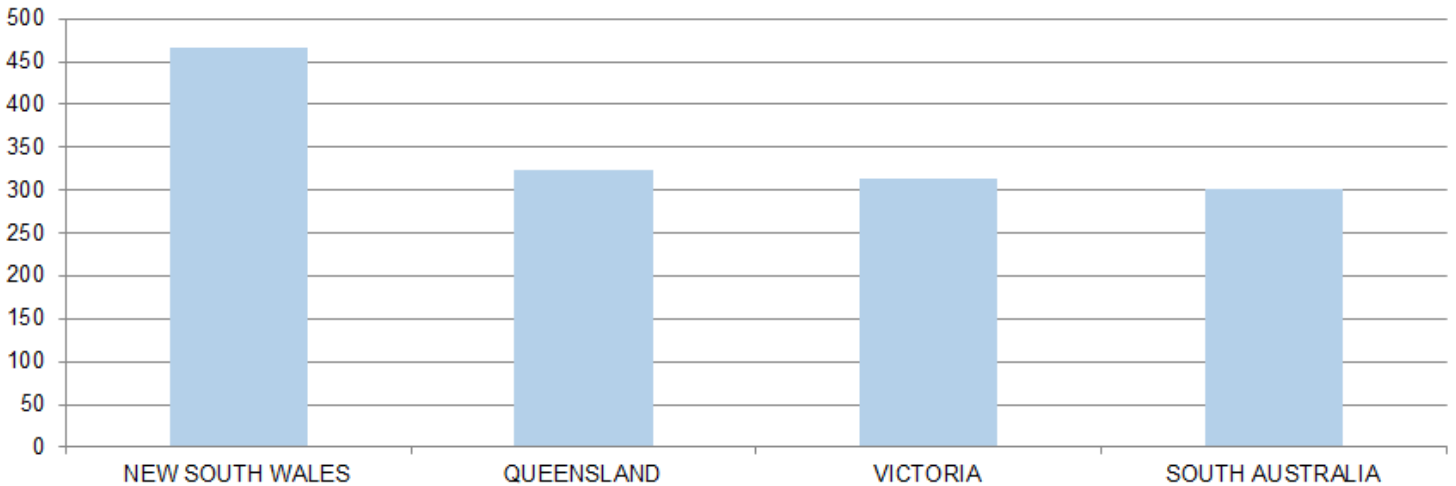
THE COUNTRY MAYORS ASSOCIATION OF NSW INC

"What we want is nothing more than equity"

COMPARISON POLICING RESOURCES DISTRIBUTION BETWEEN METROPOLITAN - REGIONAL & RURAL REGIONS 2021-22 YEAR

STATE	POLICE COUNT	POPULATION	RATIO-POLICE OFFICER PER PERSON	OPERATIONAL EXPENSES	\$ SPENT PER PERSON
NEW SOUTH WALES	17,659	8,238,800	1- 467	\$4,615,000	\$560
QUEENSLAND	16,615	5,378,300	1- 324	\$2,858,646	\$532
VICTORIA	21,398	6,704,300	1- 313	\$4,099,679	\$611
SOUTH AUSTRALIA	6103	1,834,300	1- 301	\$1,036,241	\$565

RATIO - POLICE OFFICER PER PERSON



New South Wales Police Officer Counts

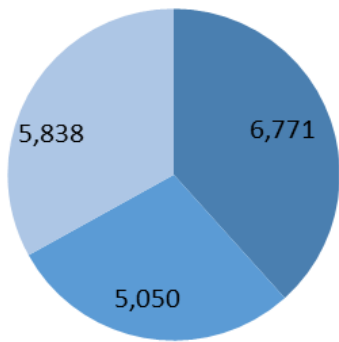
YEAR	POLICE COUNT	POPULATION	RATIO-POLICE OFFICER PER PERSON
2015	16693	7.62	1-456
2016	16627	7.7	1-463
2017	16649	7.81	1-469
2018	16788	7.89	1-469
2019	17111	7.992	1-467
2020	17348	8.072	1-465
2021	17727	8.163	1-460
2022	17659	8.24	1-466
2023	TBA	TBA	TBA



THE COUNTRY MAYORS ASSOCIATION OF NSW INC
"What we want is nothing more than equity"

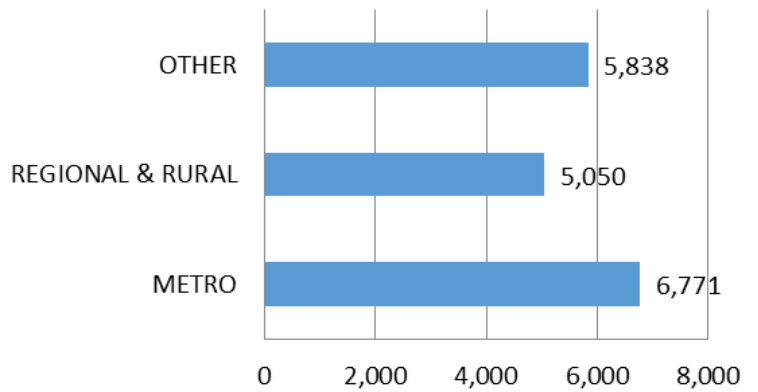
COMPARISON
POLICING RESOURCES DISTRIBUTION BETWEEN
METROPOLITAN - REGIONAL & RURAL REGIONS 2021-22 YEAR

POLICE NUMBERS



■ METRO ■ REGIONAL & RURAL ■ OTHER

POLICE NUMBERS



■ POLICE NUMBERS

	DISTRIBUTION%
NEW SOUTH WALES	100%
METRO	38%
REGIONAL & RURAL	29%
OTHER	33%

[Explanation of Other \(Taken from NSW Police Annual Report\)](#)

* Region population estimates have been derived by taking each region's share of the NSW population. The figures above do not include staff (police and administrative) who are centrally managed but deployed throughout the regions in specialist and corporate roles to provide investigative support, radio communications, call centres, forensic services, complaints and employee management, air and sea policing, specialist surveillance, canine and mounted support, media and public relations, counter terrorism and major crime investigation, police prosecutions, technology support, occupational health and safety, injury management, education and training, human resource support and asset management. The figures above represent actual police strength as at 30 June 2022. These figures will vary from month to month and year to year. Actual strength across the NSW Police Force has decreased from 17,727 in 2020-21 to 17,659 in 2021-22.



**THE COUNTRY MAYORS
ASSOCIATION** OF NSW INC

"What we want is nothing more than equity"

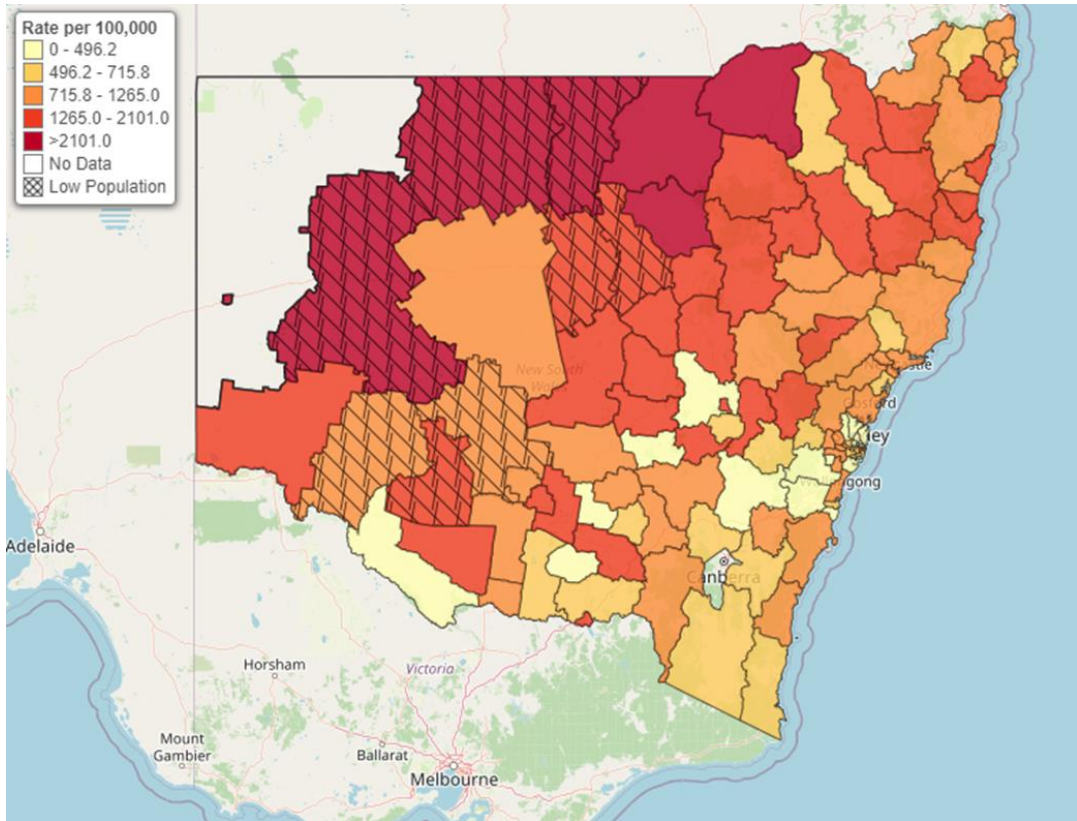
**WHERE ARE THE CRIME RATES
AND CRIME COUNTS
THE HIGHEST**





THE COUNTRY MAYORS ASSOCIATION OF NSW INC

"What we want is nothing more than equity"



About:

The Bureau is a statistical and research agency within the Department of Communities and Justice. It was established in 1969.

Their aims are to:

- identify factors that affect the distribution and frequency of crime;
- identify factors that affect the effectiveness, efficiency or equity of the NSW criminal justice system;
- Ensure that information on these factors and on crime and justice trends is available and accessible to our clients.

Their four main areas of activity are:

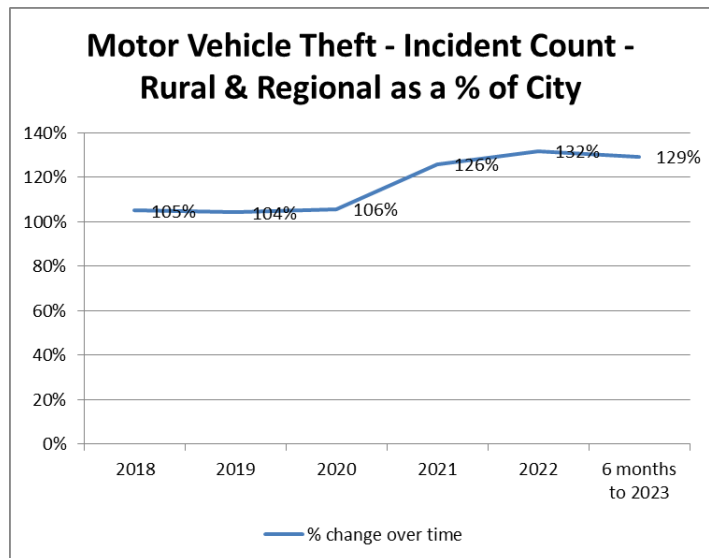
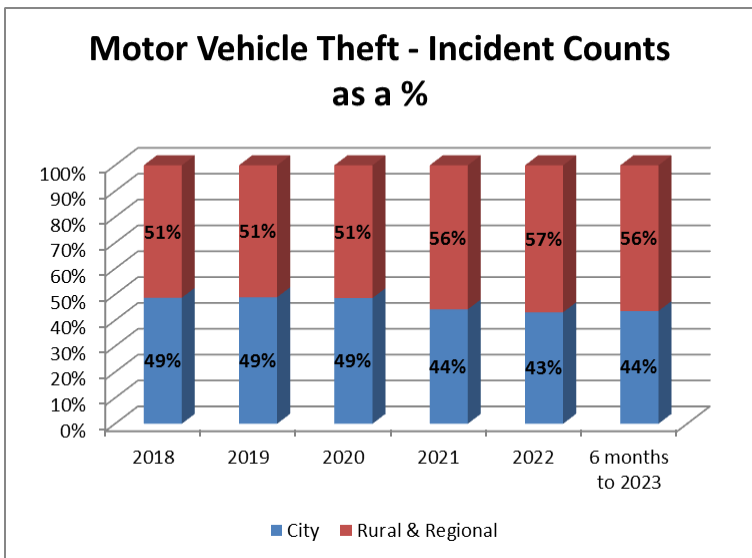
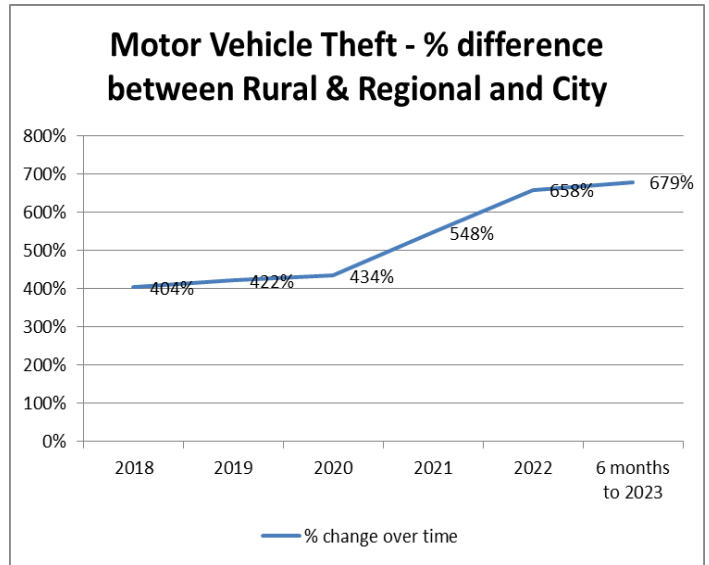
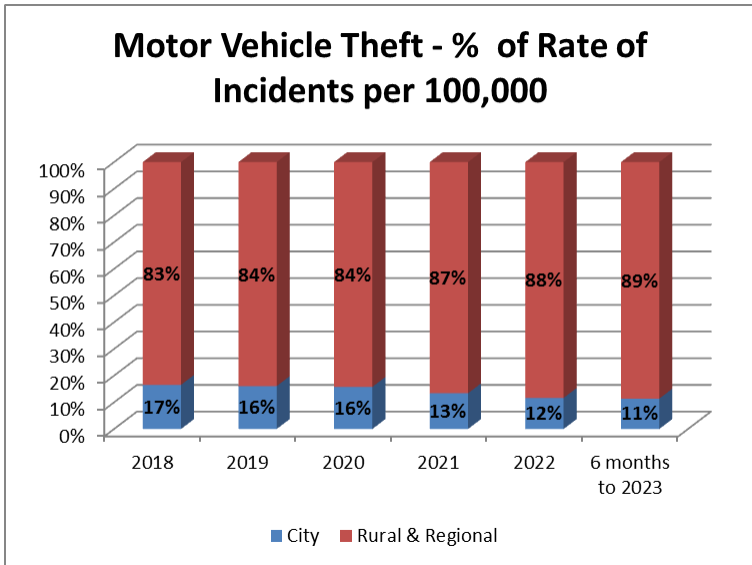
- developing and maintaining statistical databases on crime and criminal justice in NSW;
- conducting research on crime and criminal justice issues and problems;
- monitoring trends in crime and criminal justice;
- providing information and advice on crime and criminal justice in NSW.



THE COUNTRY MAYORS ASSOCIATION OF NSW INC

"What we want is nothing more than equity"

MOTOR VEHICLE THEFT



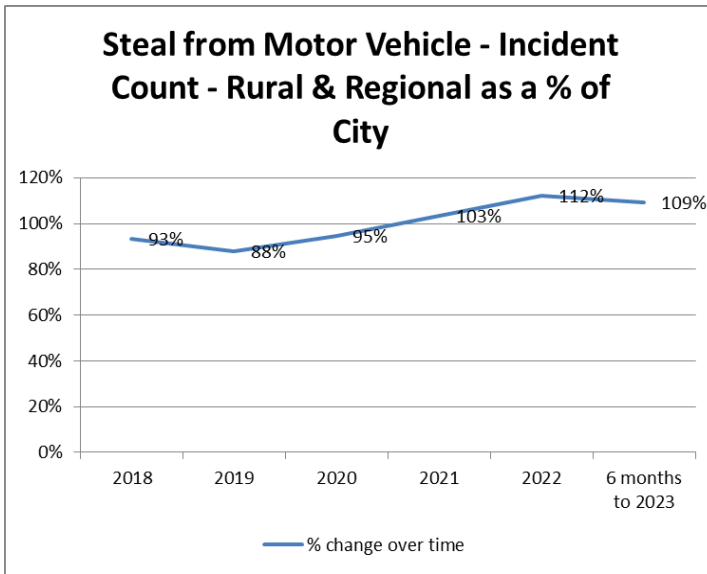
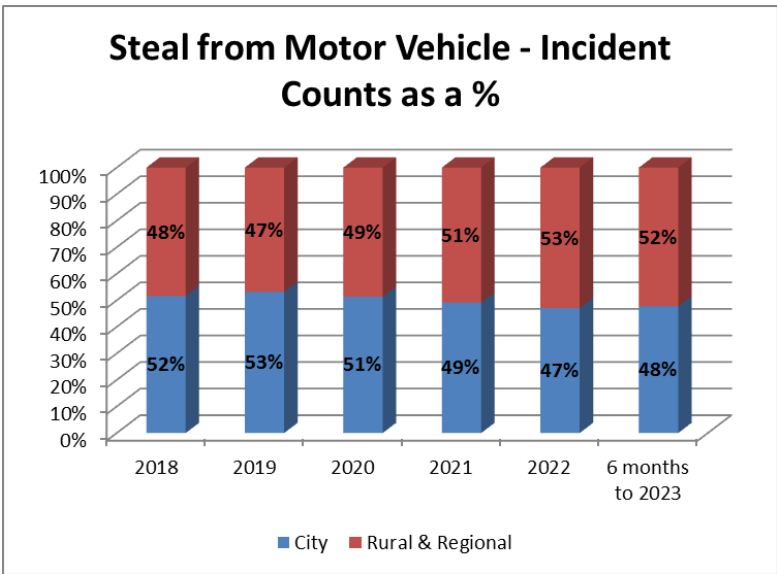
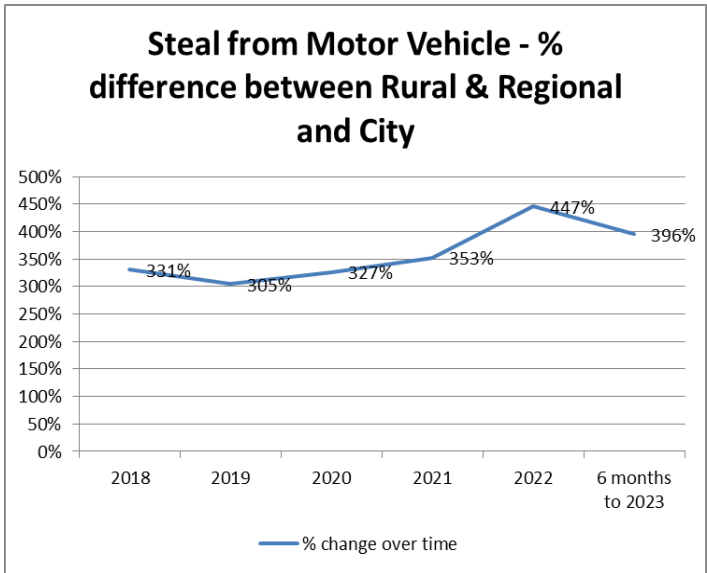
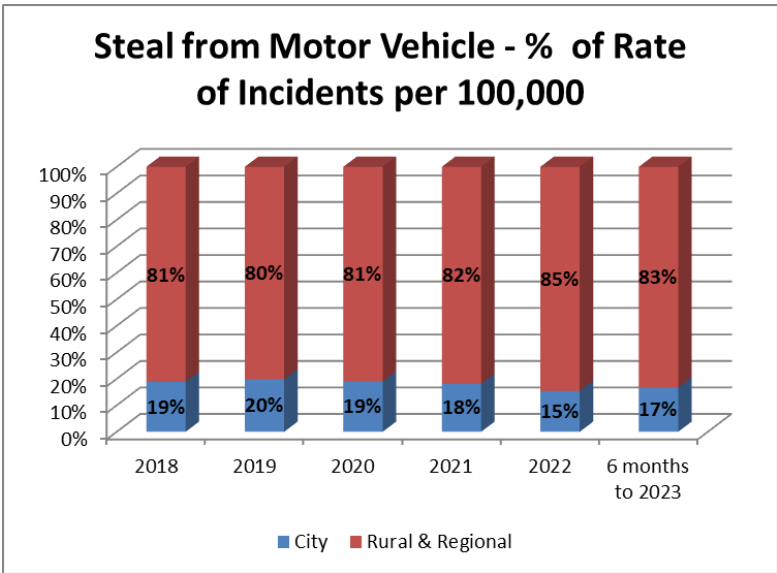
Motor Vehicle Theft - Incident Count						
Location	2018	2019	2020	2021	2022	6 months to 2023
City	6383	6575	5703	4640	5302	3022
Rural and Regional	6707	6853	6026	5845	6990	3905
Total	13090	13428	11729	10485	12292	6927



THE COUNTRY MAYORS ASSOCIATION OF NSW INC

"What we want is nothing more than equity"

STEAL FROM MOTOR VEHICLE

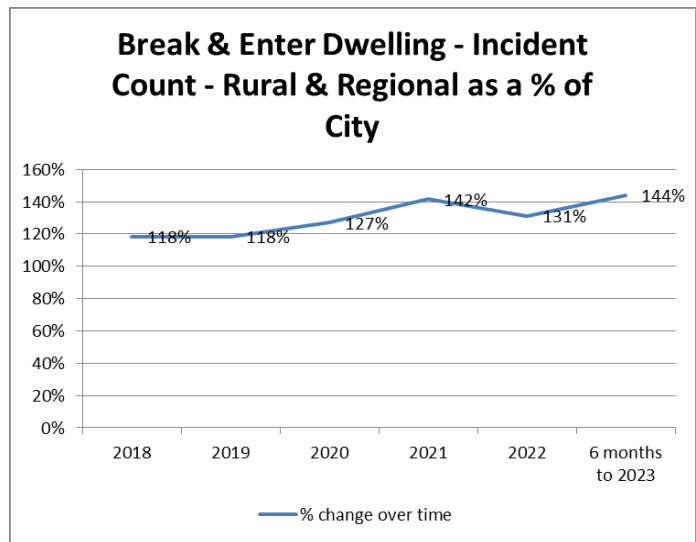
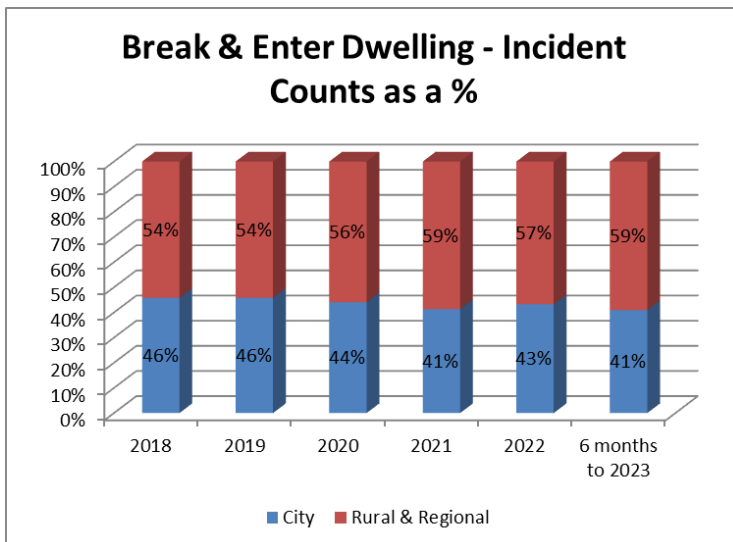
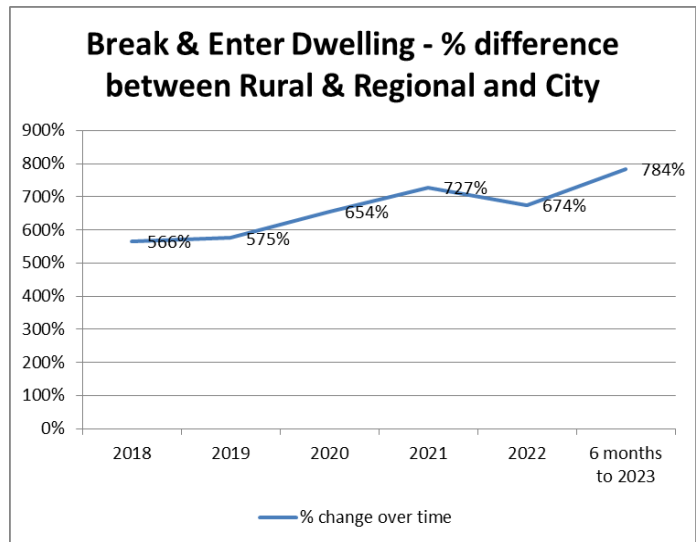
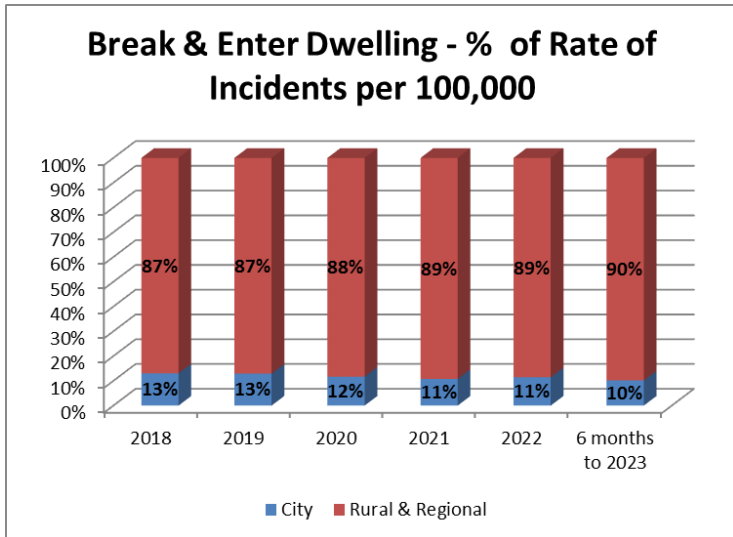


Steal from Motor Vehicle - Incident Count						
Location	2018	2019	2020	2021	2022	6 months to 2023
City	19702	20330	14553	13634	12790	7040
Rural and Regional	18407	17856	13781	14090	14370	7699
Total	38109	38186	28334	27724	27160	14739



THE COUNTRY MAYORS ASSOCIATION OF NSW INC
"What we want is nothing more than equity"

BREAK & ENTER DWELLING



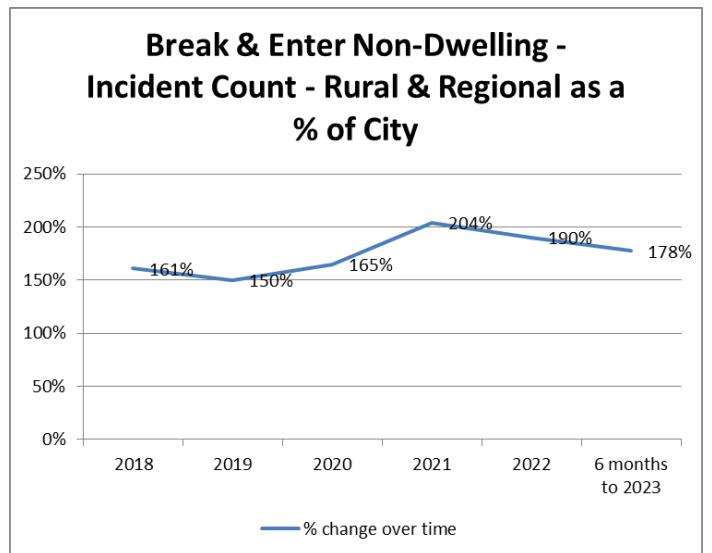
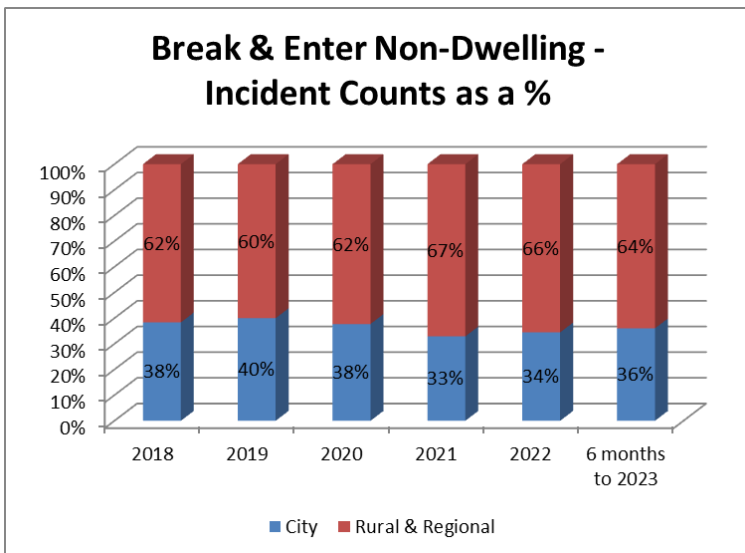
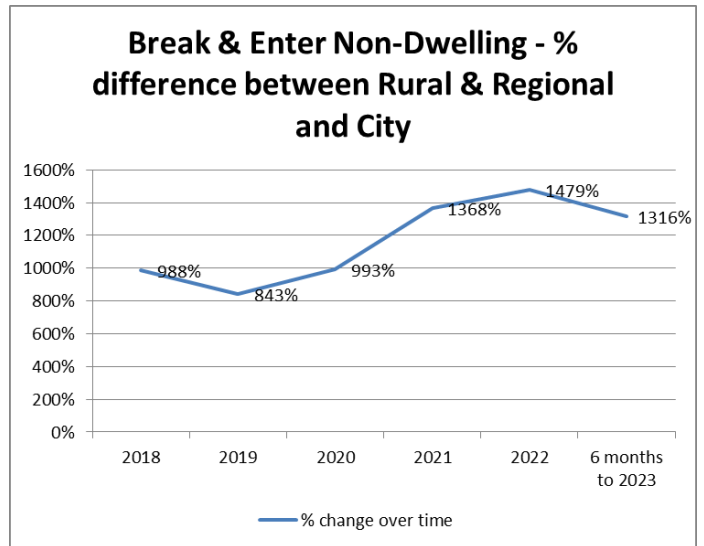
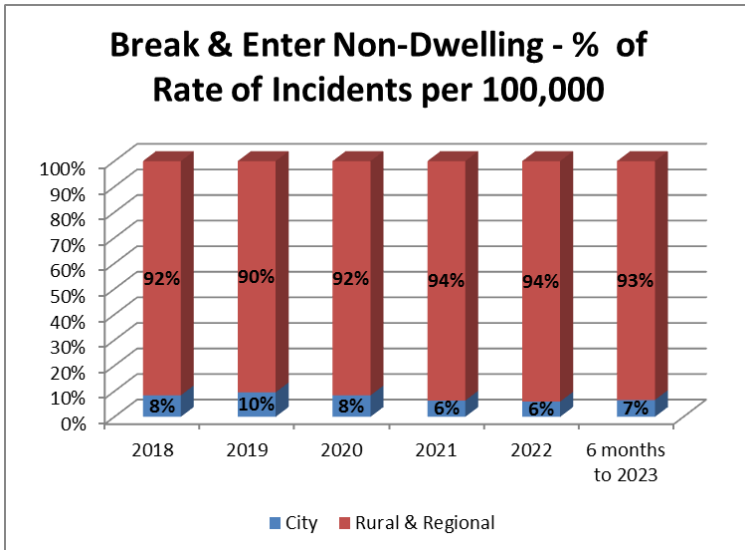
Break & Enter Dwelling - Incident Count						
Location	2018	2019	2020	2021	2022	6 months to 2023
City	12151	11676	8669	7394	8112	3948
Rural and Regional	14398	13834	11027	10480	10645	5693
Total	26549	25510	19696	17874	18757	9641



THE COUNTRY MAYORS ASSOCIATION OF NSW INC

"What we want is nothing more than equity"

BREAK & ENTER NON-DWELLING



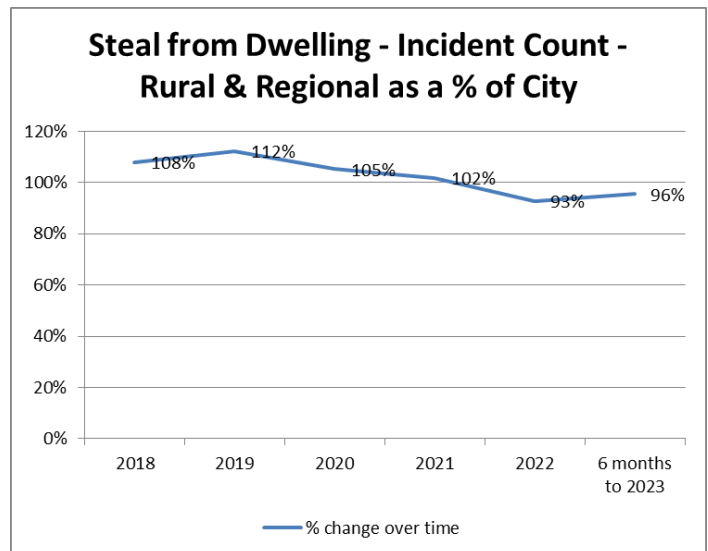
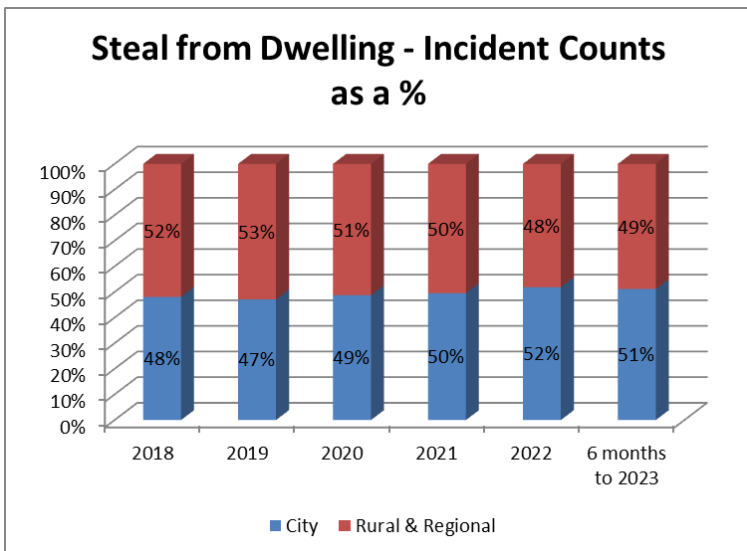
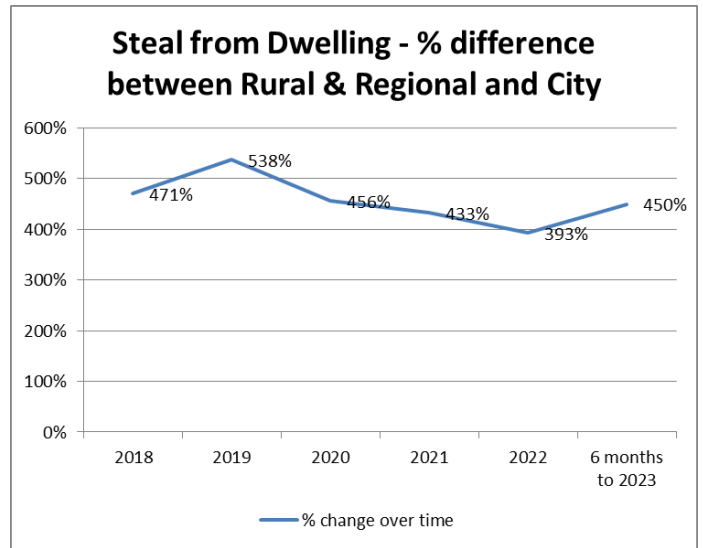
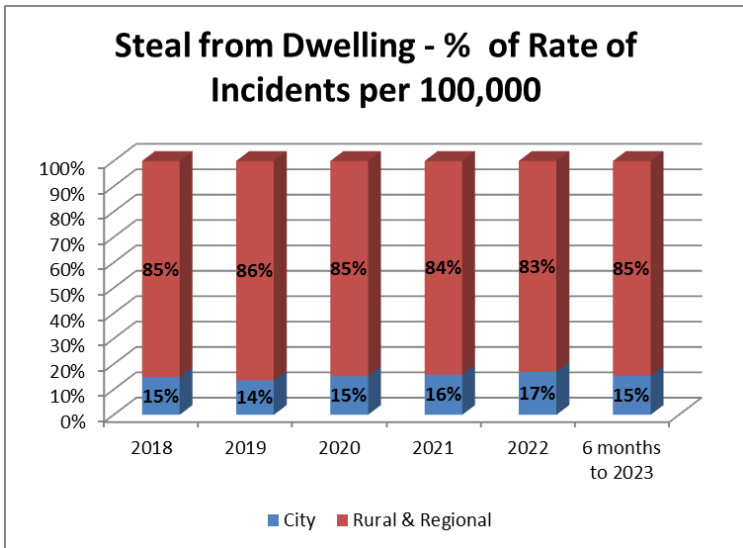
Break & Enter Non-Dwelling - Incident Count						
Location	2018	2019	2020	2021	2022	6 months to 2023
City	3919	3966	2783	2353	2553	1522
Rural and Regional	6303	5950	4593	4801	4857	2702
Total	10222	9916	7376	7154	7410	4224



THE COUNTRY MAYORS ASSOCIATION OF NSW INC

"What we want is nothing more than equity"

STEAL FROM DWELLING



Steal from Dwelling - Incident Count						
Location	2018	2019	2020	2021	2022	6 months to 2023
City	9249	8848	8184	8143	7869	3924
Rural and Regional	9984	9939	8612	8290	7294	3749
Total	19233	18787	16796	16433	15163	7673

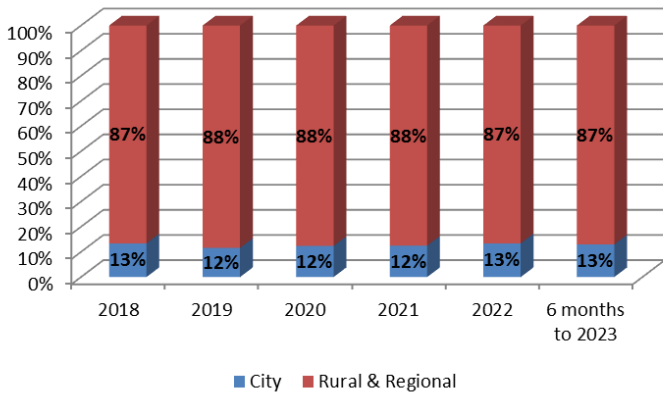


THE COUNTRY MAYORS ASSOCIATION OF NSW INC

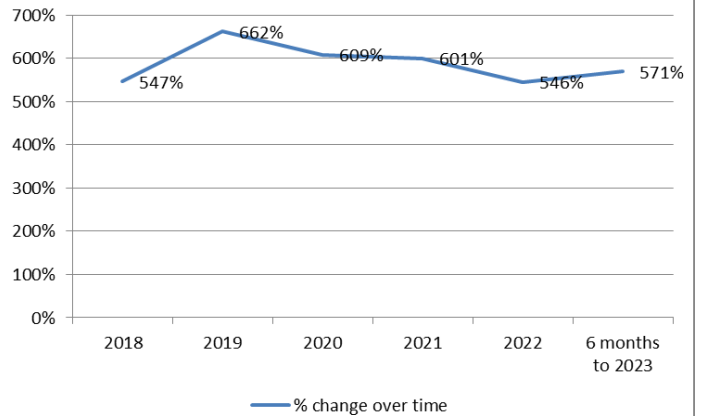
"What we want is nothing more than equity"

SEXUAL ASSAULT

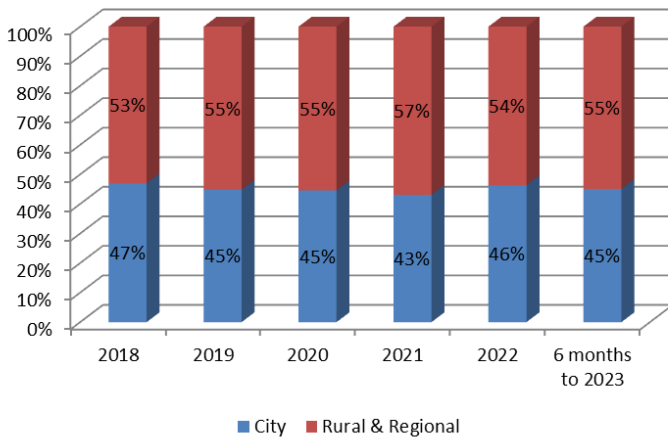
Sexual Assault - % of Rate of Incidents per 100,000



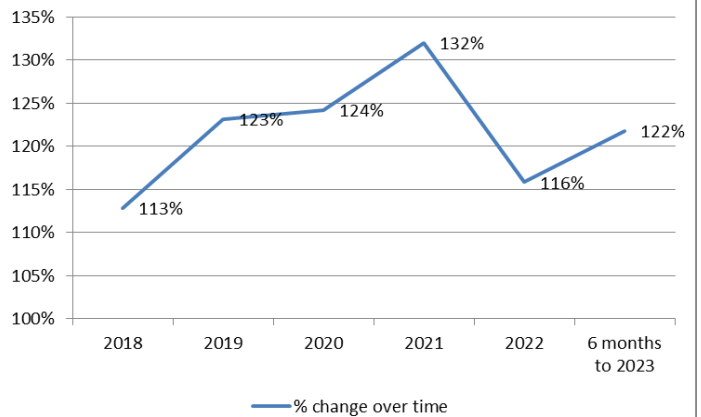
Sexual Assault - % difference between Rural & Regional and City



Sexual Assault - Incident Counts as a %



Sexual Assault - Incident Count - Rural & Regional as a % of City



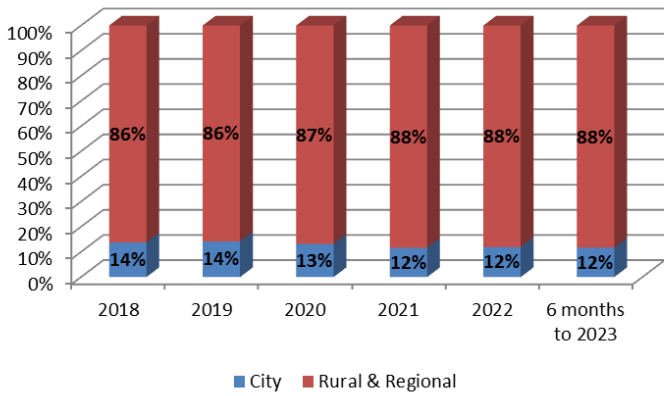
Sexual Assault - Incident Count						
Location	2018	2019	2020	2021	2022	6 months to 2023
City	2754	2843	3127	3149	3396	1564
Rural and Regional	3108	3501	3884	4157	3935	1905
Total	5862	6344	7011	7306	7331	3469



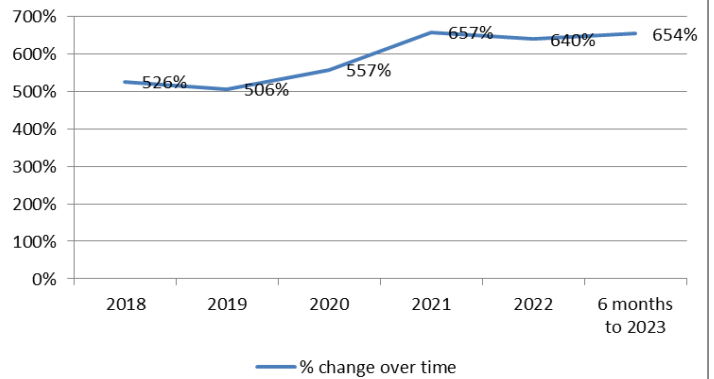
THE COUNTRY MAYORS ASSOCIATION OF NSW INC
"What we want is nothing more than equity"

MALICIOUS DAMAGE PROPERTY

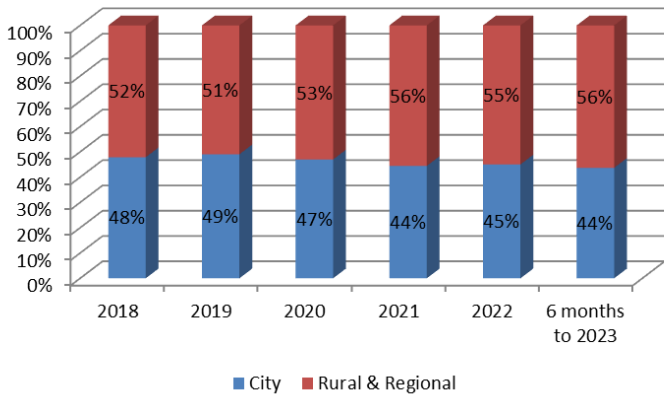
Malicious Damage Property - % of Rate of Incidents per 100,000



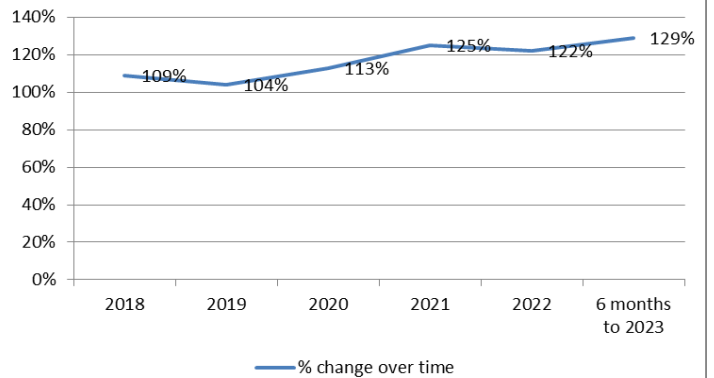
Malicious Damage Property - % difference between Rural & Regional and City



Malicious Damage Property - Incident Counts as a %



Malicious Damage Property - Incident Count - Rural & Regional as a % of City



Malicious Damage Property - Incident Count						
Location	2018	2019	2020	2021	2022	6 months to 2023
City	28004	28000	25028	21870	21809	10532
Rural and Regional	30487	29077	28235	27342	26610	13570
Total	58491	57077	53263	49212	48419	24102

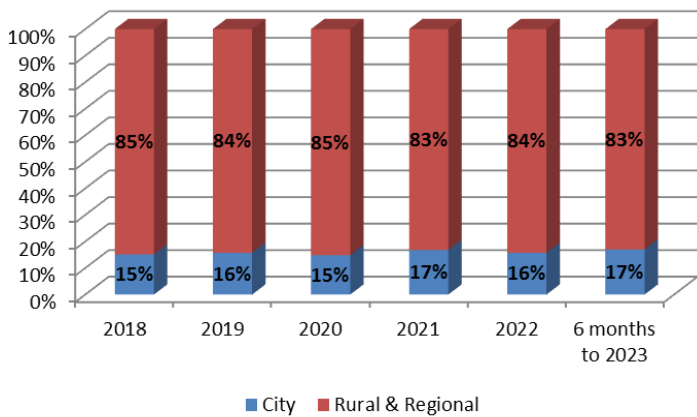


THE COUNTRY MAYORS ASSOCIATION OF NSW INC

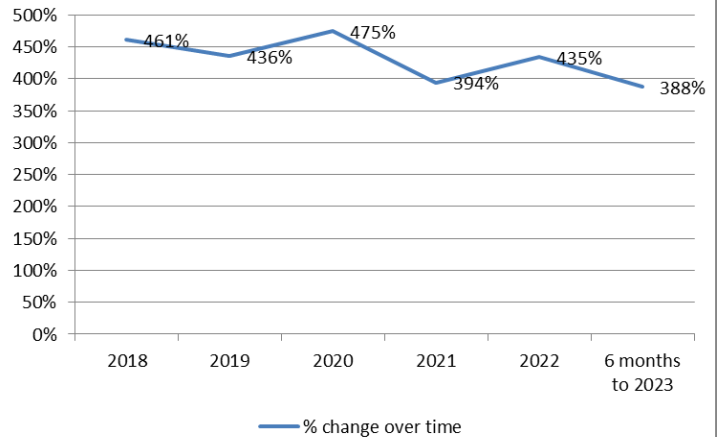
"What we want is nothing more than equity"

USE-POSSESS CANNABIS

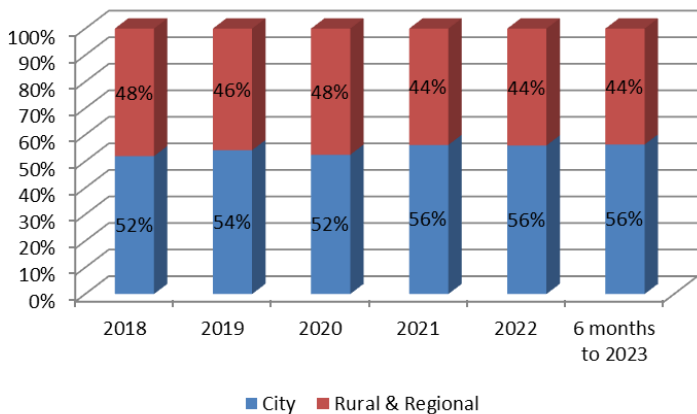
Use-Possess Cannabis - % of Rate of Incidents per 100,000



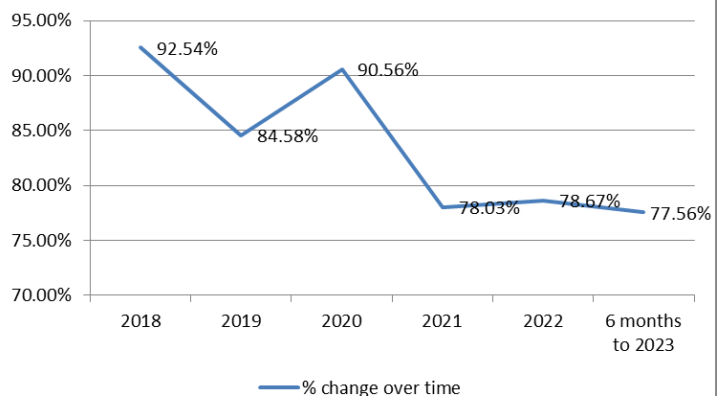
Use-Possess Cannabis - % difference between Rural & Regional and City



Use-Possess Cannabis - Incident Counts as %



Use-Possess Cannabis - Incident Count - Rural & Regional as a % of City



Use-Possess Cannabis - Incident Count

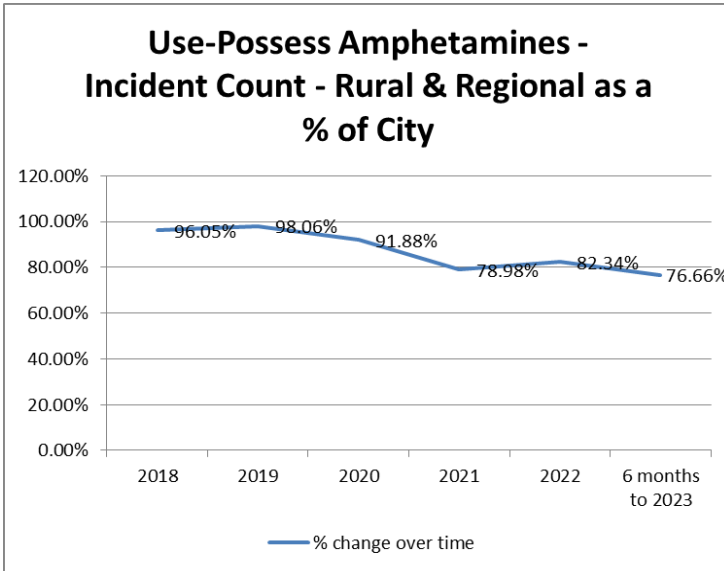
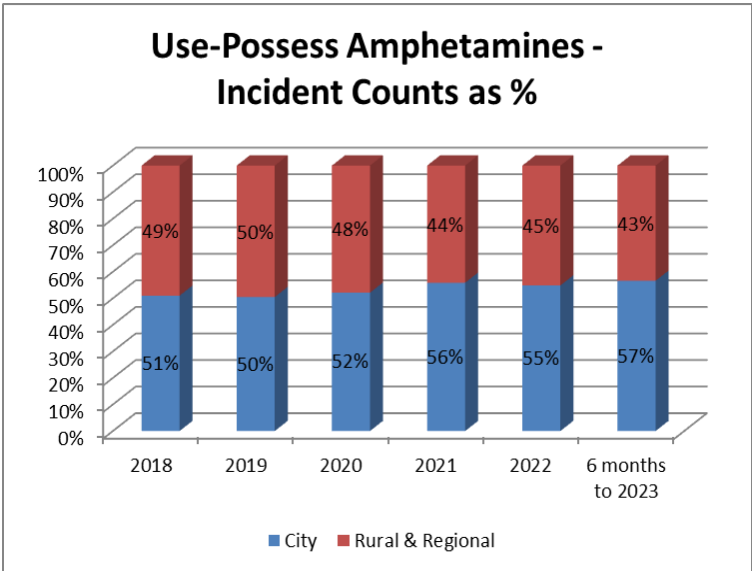
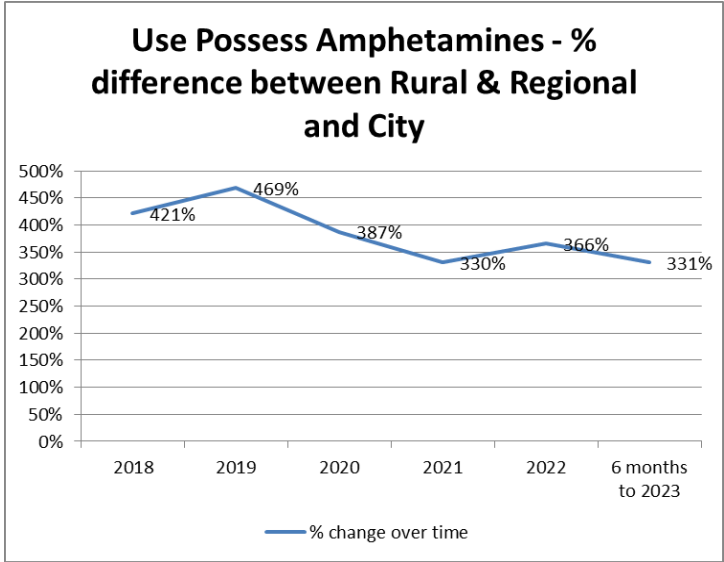
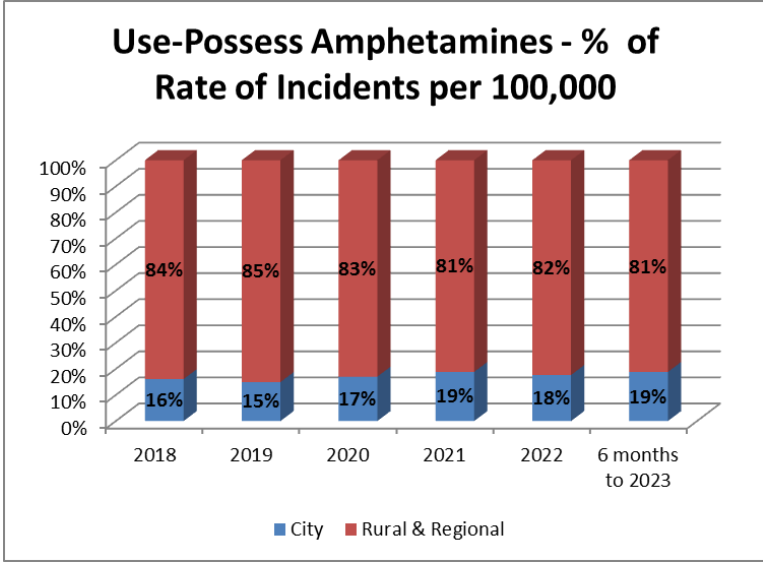
Location	2018	2019	2020	2021	2022	6 months to 2023
City	8901	9536	9509	9065	8717	4144
Rural and Regional	8237	8066	8611	7073	6858	3214
Total	17138	17602	18120	16138	15575	7358



THE COUNTRY MAYORS ASSOCIATION OF NSW INC

"What we want is nothing more than equity"

USE-POSSESS AMPHETAMINES



Use-Possess Amphetamines - Incident Count						
Location	2018	2019	2020	2021	2022	6 months to 2023
City	3597	4015	4160	4100	3432	1774
Rural and Regional	3455	3937	3822	3238	2826	1360
Total	7052	7952	7982	7338	6258	3134

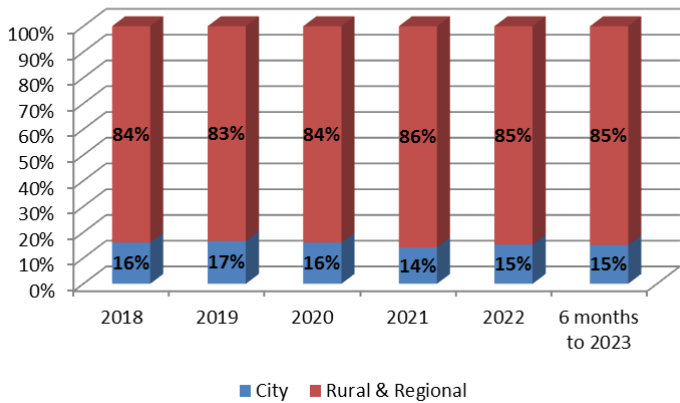


THE COUNTRY MAYORS ASSOCIATION OF NSW INC

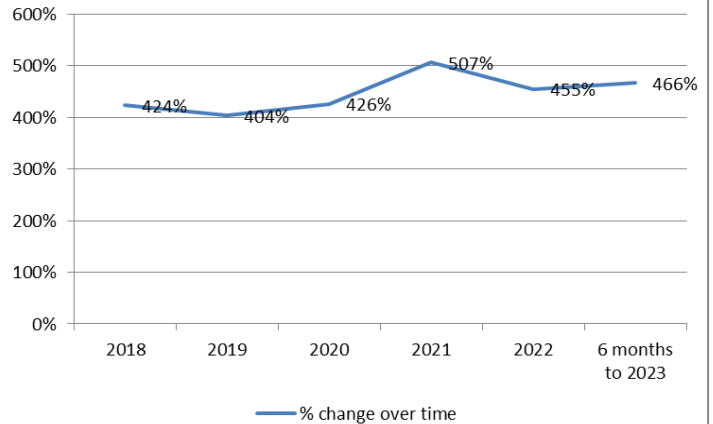
"What we want is nothing more than equity"

NON-DOMESTIC ASSAULT

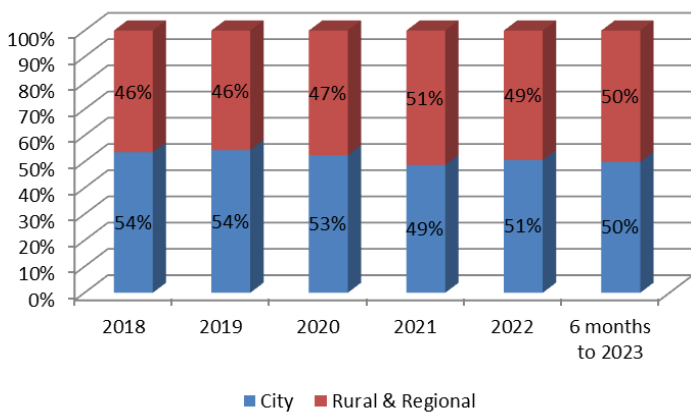
Non-Domestic Assault - % of Rate of Incidents per 100,000



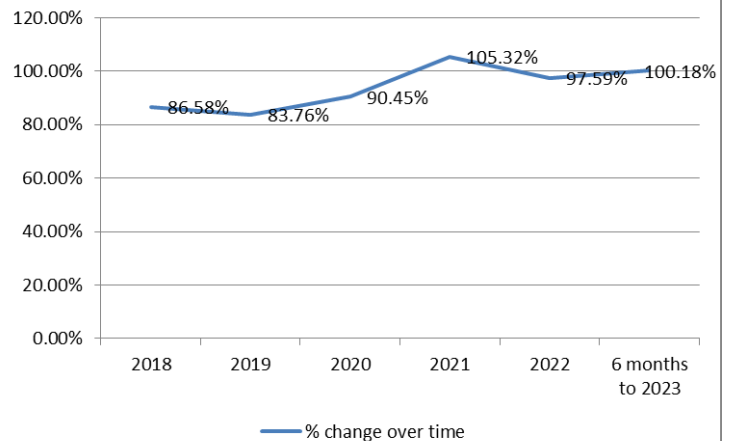
Non-Domestic Assault - % difference between Rural & Regional and City



Non-Domestic Assault - Incident Counts as %



Non-Domestic Assault - Incident Count - Rural & Regional as a % of City



Non-Domestic Assault - Incident Count

Location	2018	2019	2020	2021	2022	6 months to 2023
City	16345	16879	14944	13389	15122	7868
Rural and Regional	14152	14138	13517	14101	14757	7882
Total	30497	31017	28461	27490	29879	15750

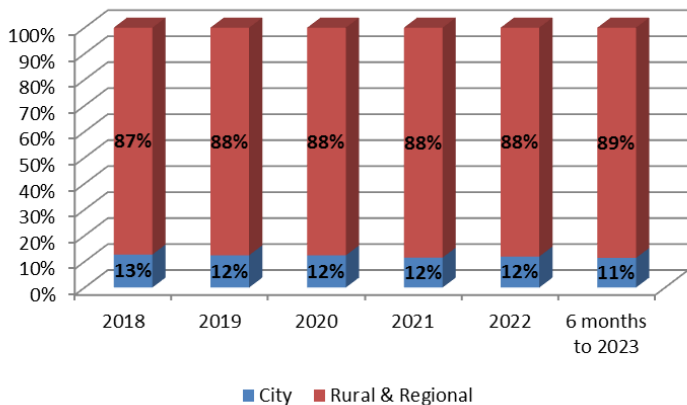


THE COUNTRY MAYORS ASSOCIATION OF NSW INC

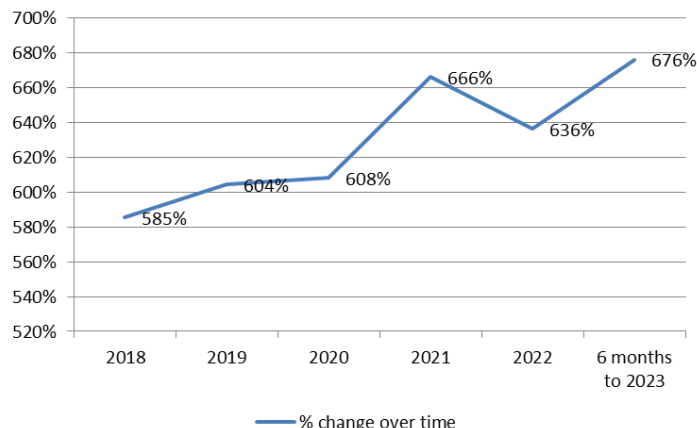
"What we want is nothing more than equity"

DOMESTIC ASSAULT

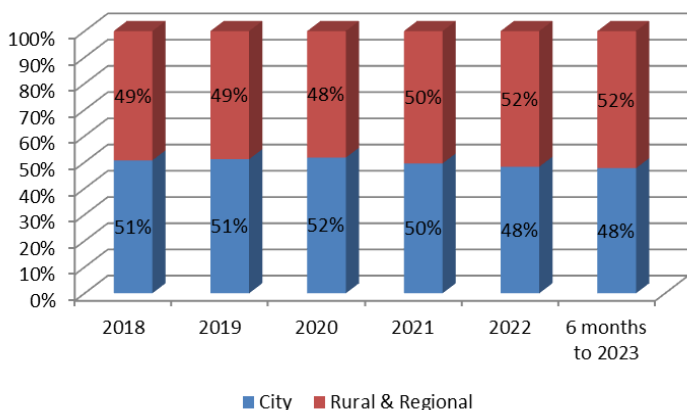
Domestic Assault - % of Rate of Incidents per 100,000



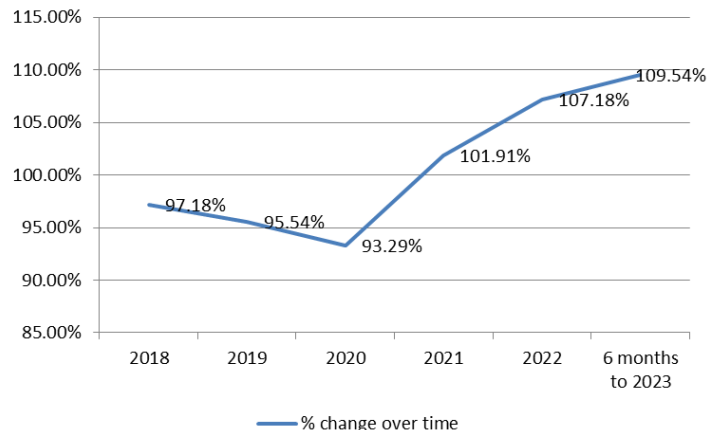
Domestic Assault - % difference between Rural & Regional and City



Domestic Assault - Incident Counts as %



Domestic Assault - Incident Count - Rural & Regional as a % of City



Domestic Assault - Incident Count						
Location	2018	2019	2020	2021	2022	6 months to 2023
City	15069	16026	16689	15899	16265	8279
Rural and Regional	14644	15312	15570	16203	17433	9069
Total	29713	31338	32259	32102	33698	17348

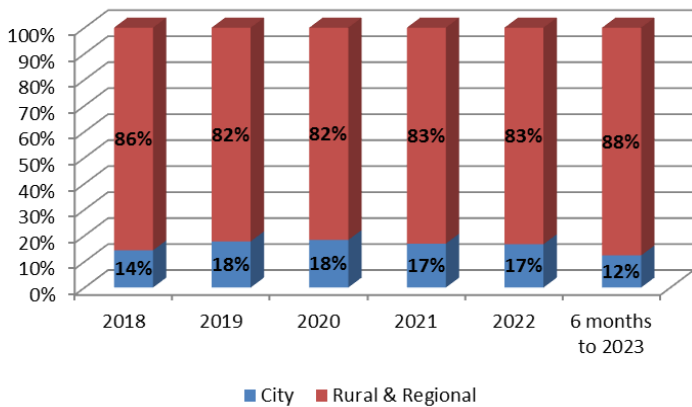


THE COUNTRY MAYORS ASSOCIATION OF NSW INC

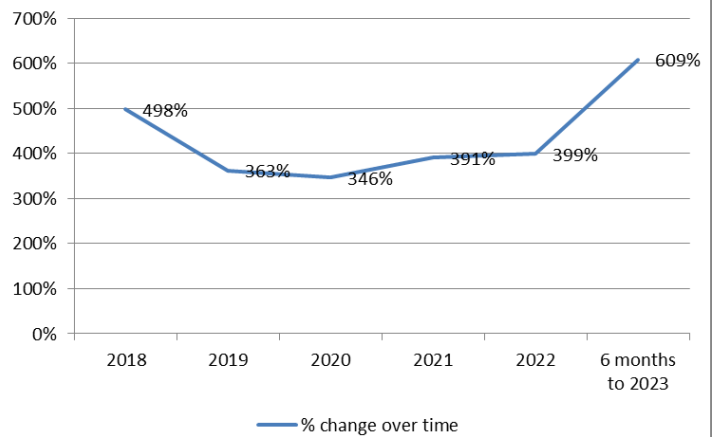
"What we want is nothing more than equity"

ASSAULT POLICE

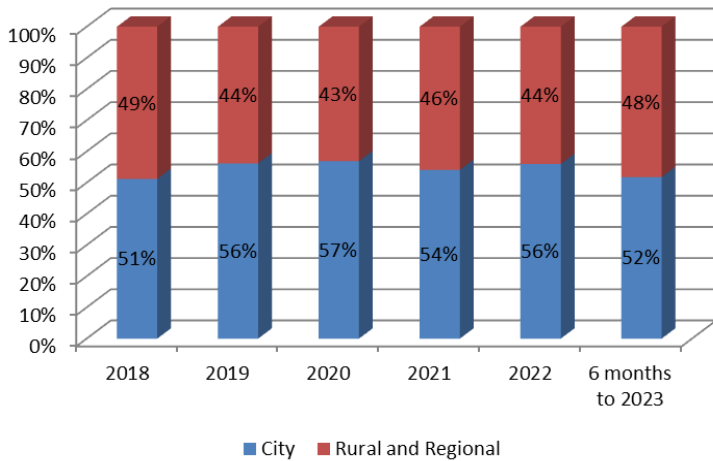
Assult Police - % of Rate of Incidents per 100,000



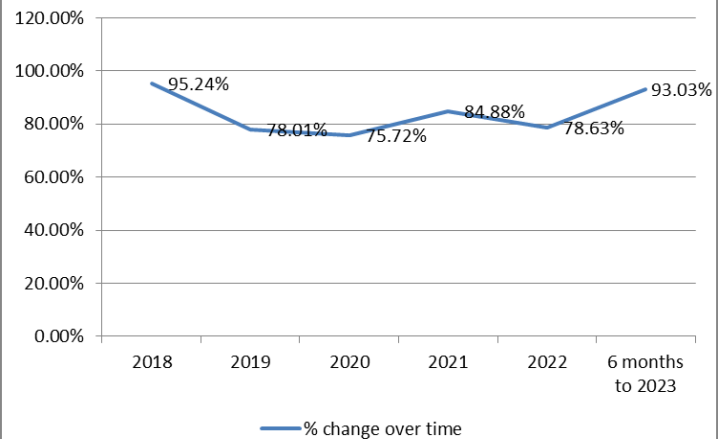
Assult Police - % difference between Rural & Regional and City



Assult Police - Incidents count as %



Assult Police - Incident Count - Rural & Regional as a % of City



Assault Police - Incident Count

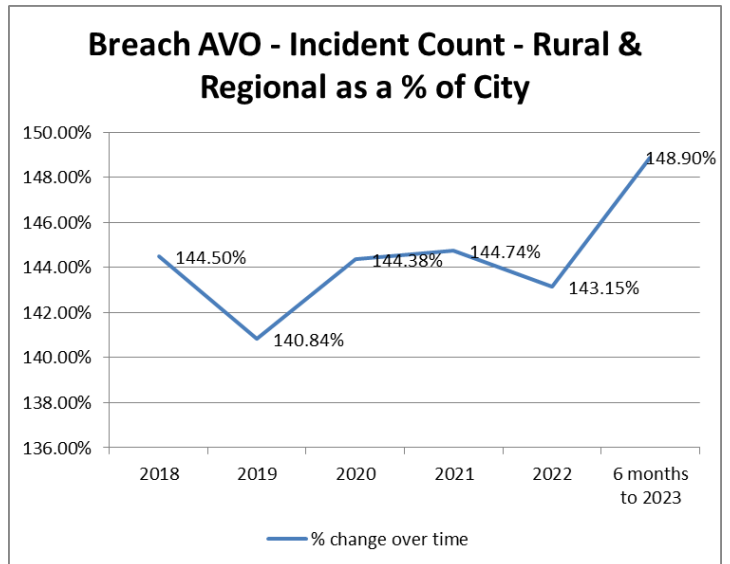
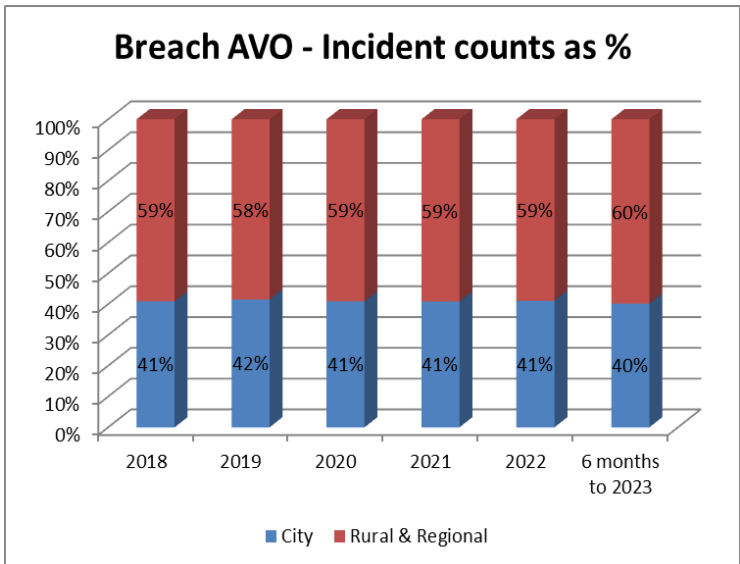
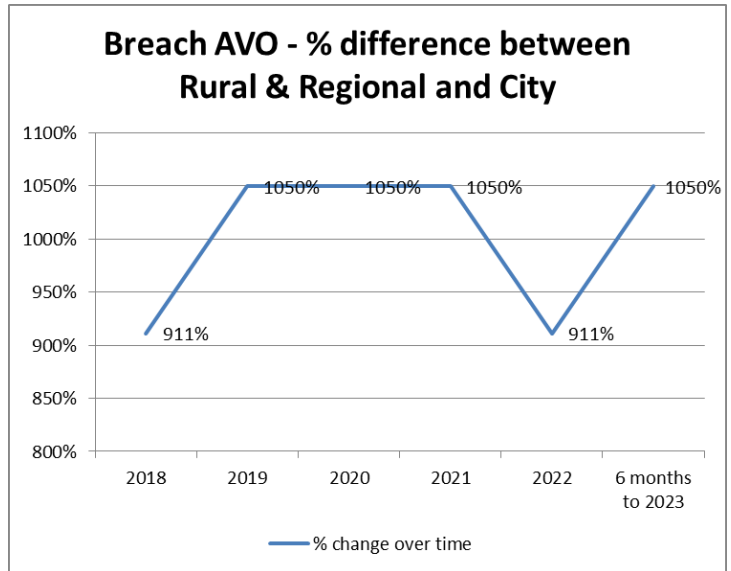
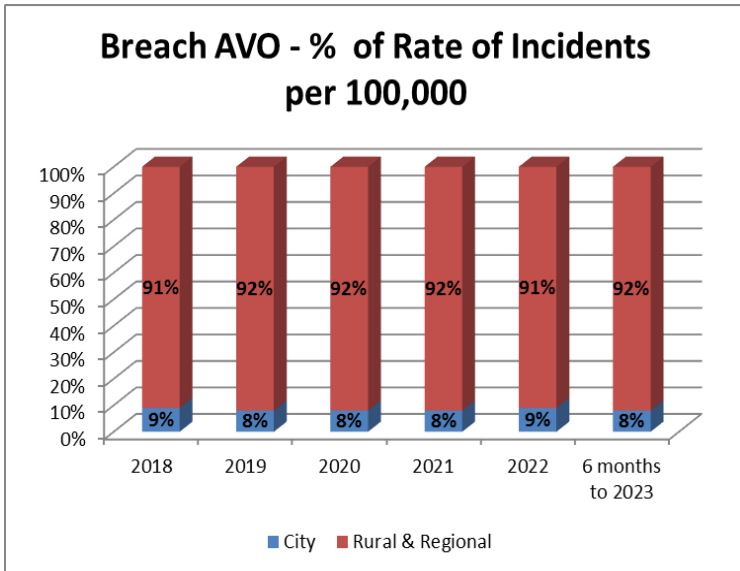
Location	2018	2019	2020	2021	2022	6 months to 2023
City	1261	1396	1433	1402	1535	660
Rural and Regional	1201	1089	1085	1190	1207	614
Total	2462	2485	2518	2592	2742	1274



THE COUNTRY MAYORS ASSOCIATION OF NSW INC

"What we want is nothing more than equity"

BREACH AVO



Breach AVO - Incident Count						
Location	2018	2019	2020	2021	2022	6 months to 2023
City	6450	7277	8030	8489	9062	4677
Rural and Regional	9320	10249	11594	12287	12972	6964
Total	15770	17526	19624	20776	22034	11641



THE COUNTRY MAYORS ASSOCIATION OF NSW INC

"What we want is nothing more than equity"

SUMMARY AND RECOMMENDATIONS

As Chairman of the NSW Country Mayors Association (CMA), I offer this report seeking support to effect positive change for Regional, Rural and Remote NSW communities.

CMA conducts an Annual Survey of our members to ensure that we advocate for change in areas that are most of need in our communities. The results from this year's survey can be found on the CMA website <https://nswcountrymayors.com.au/members-annual-survey/>. Crime Law and Order has for the first time now been identified in the top 10 issues impacting our communities.

This report is a comprehensive factual representation of policing numbers, funds spent, distribution of workforce and statistical data on crime categories over a six year period comparing Metropolitan to Regional, Rural and Remote Local Government areas in NSW. The source of data used for this report is a combination of, NSW Annual Police Reports and the NSW Bureau of Crime Statistics and Research (BOCSAR).

According to the NSW Annual Police Report, In 2021/22 year, there were 17,659 police officers which equates to a ratio of residents to police officer (1:467). For that same period of time Queensland had a ratio of (1:324), the South Australian ratio was (1:301), and Victoria's ratio was (1:313). These ratio's highlight the increased workload of police officers in NSW when compared to other Eastern seaboard states of Australia.

The rates of crime in the majority of reportable categories in NSW are substantially higher in Regional, Rural and Remote Local Government areas, then the Metropolitan LGA's. We believe this is a strong lead indicator that there are inadequate policing resources to ensure equality of the reportable rates of crime in the Regional, Rural and Remote regions into the future. It is not unreasonable that the residents of Regional, Rural and Remote NSW communities should expect to have rates of reportable crime no greater than Metropolitan residents, to achieve that change is required.

The graphs in each reportable category show the incident counts and incident rates; as a percentage in the highest majority of these reportable areas both the incident rates and counts are higher then in the Metropolitan LGA's. These results are extremely alarming considering only an estimated one third of the population of NSW resides in Regional, Rural and Remote areas.

Recommendations:

- 1) That, the Country Mayors Association of NSW call on the all members of the NSW parliament to commit to bipartisan support to establish a Parliamentary Inquiry into and report on the rate of crime in all categories reported on by the Bureau of crime statistical and research (BOCSAR) in Regional, Rural and Remote New South Wales, specifically focussing on the inequity between Metro and Regional Local Government areas.
- 2) That, the Country Mayors Association of NSW calls on all members of the NSW parliament to commit to bipartisan support to increase spending on the NSW police force to increase front line policing numbers in Regional, Rural and Remote regions most at need.
- 3) That, the Country Mayors Association of NSW call on the NSW Government to commit to the minimum staffing agreements (known in the NSW Police Force as First Response Agreements) for non 24 hour police stations all of which are located in Regional, Rural and Remote Local Government areas.
- 4) That, the Country Mayors Association of NSW calls on the NSW Government to review the current formula used to assess staffing levels including the universally agreed outdated current model for those Local Government areas that do have a First Response Agreement in place.



THE COUNTRY MAYORS ASSOCIATION OF NSW INC

"What we want is nothing more than equity"

Suggested - Terms of Reference For the Parliamentary Inquiry:

The Country Mayors Association of NSW expects, at the very minimum, that the Inquiry should include public hearings in Rural, Regional and Remote NSW and that the Terms of Reference for the Parliamentary Inquiry should include:

1. That the body undertaking the Parliamentary Inquiry inquire into and report on law enforcement outcomes and access police and police services in Rural, Regional and Remote NSW, and in particular:

(a) Equitable and proportionate policing numbers and service to people living in Rural, Regional and Remote NSW;

(b) A comparison of physical policing numbers and crime statistics for people living in LGAs in Rural, Regional and Remote NSW compared to those living in Metropolitan NSW LGAs;

(c) Access to policing services in Rural, Regional and Remote NSW including service availability, barriers to access and quality of services;

(d) People's experience, wait-times and quality of service in Rural, Regional and Remote NSW and how it compares to Metropolitan NSW;

(e) An analysis of the planning systems and projections that are used by NSW Police in determining the provision of law enforcement services that are to be made available to meet the needs of residents living in Rural, Regional and Remote NSW;

(f) An analysis of the capital and recurrent law enforcement expenditure in Rural, Regional and Remote NSW in comparison to population growth and relative to Metropolitan NSW;

(g) An examination of the staffing challenges and allocations that exist in Rural, Regional and Remote policing and the current strategies and initiatives that NSW Police is undertaking to address them;

(h) Re-offending rates and related impacts on NSW Police, including the ability to retain police officers;

(i) Doli incapax, its application and its effectiveness in actually managing re-offending rates;

(j) The accessibility and availability of support services for members of the NSW Police Service;

(k) An examination of the impact of attrition within the NSW Police Service impacting the ability of those police remaining to effectively and safely undertake their duties;

(l) Analyse police staffing levels in Regional, Rural and Remote Local Government areas and report on the process of committing to a First Response Agreement for non 24 hour police stations;

(m) Review of the methodology used to assess staffing levels for Regional, Rural and Remote Local Government areas that currently have First Response Agreements in place.

(n) Investigate the functions being performed by NSW police officers on behalf of other agencies such as prisoner transport, mental health assistance and all other support functions that impact on the availability of general duties police officers and their response times in Regional, Rural and Remote Local Government areas, and;

(o) Any other related matters.